

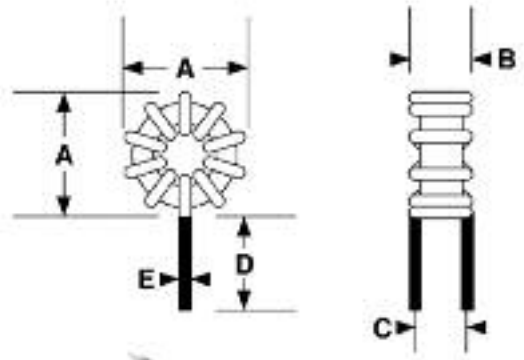
SERIES

**HTPT66R
HTPT66**



High Temperature Power Toroids

| DASH NUMBER* | INDUCTANCE (μH) ±10% @ 1 KHZ | DC RESISTANCE MAXIMUM (OHMS) | CURRENT RATING MAXIMUM (A DC) | INCREMENTAL CURRENT (A DC) | NOMINAL (Inches) | DIMENSION E (Inches) |
|--------------|---------------------------------|---------------------------------|----------------------------------|-------------------------------|------------------|-------------------------|
|--------------|---------------------------------|---------------------------------|----------------------------------|-------------------------------|------------------|-------------------------|



| SERIES HTPT66 IRON CORE | | | | | | |
|-------------------------|-------|--------|------|------|-------|--|
| -391K | 0.390 | 0.0020 | 18.3 | 26.6 | 0.053 | |
| -122K | 1.20 | 0.0029 | 15.3 | 14.8 | 0.053 | |
| -152K | 1.50 | 0.0036 | 13.7 | 13.3 | 0.053 | |
| -472K | 4.70 | 0.0086 | 8.8 | 7.4 | 0.042 | |
| -103K | 10.0 | 0.019 | 5.9 | 5.1 | 0.034 | |
| -153K | 15.0 | 0.030 | 4.6 | 4.3 | 0.031 | |
| -223K | 22.0 | 0.036 | 4.0 | 4.0 | 0.031 | |
| -393K | 39.0 | 0.073 | 2.8 | 3.0 | 0.025 | |
| -683K | 68.0 | 0.122 | 2.1 | 2.3 | 0.022 | |
| -104K | 100 | 0.145 | 1.9 | 1.8 | 0.022 | |



Actual Size (Max.)

*Complete part # must include series # PLUS the dash #
For surface finish information, refer to www.delevanfinishes.com

Physical Parameters

| | Inches | Millimeters |
|---|---------------------------|------------------|
| A | 0.660 Max. | 16.76 Max. |
| B | 0.360 Max. | 9.14 Max. |
| C | 0.280 (Ref. only) | 7.11 (Ref. only) |
| D | 1.00 Min. | 25.4 Min. |
| E | See Characteristics Table | |

Operating Temperature Range

-55°C to +200°C
-55°C to +160°C @ full rated current. All Materials are rated to +200°C.

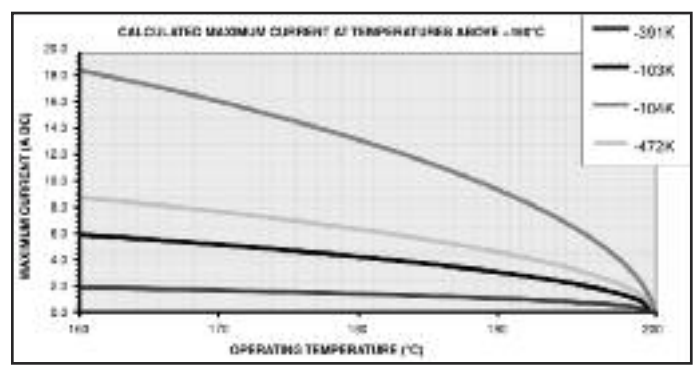
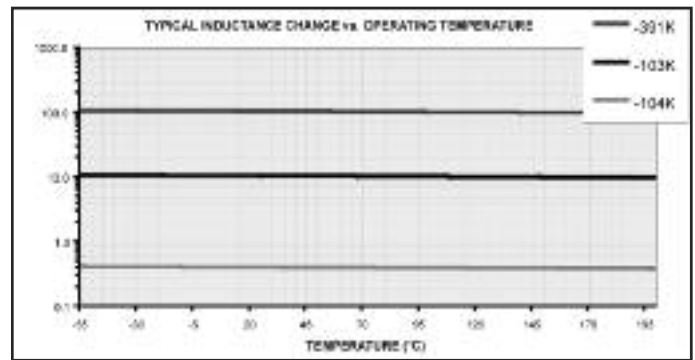
Current Rating at 160°C Ambient 40°C Rise

Inductance Measured @ 1 V, 100mA AC with no DC current. Inductance at +200°C is typically 5.5% lower than inductance measured at +25°C.

Incremental Current The current at which the inductance will be decreased by a maximum of 10% from its initial 0 DC value. At elevated temperatures incremental current is unaffected.

Packaging Bulk only

Contact the Factory for additional sizes, mounting, and electrical configurations.



Charts are for reference only. Operation should be verified under actual operating conditions to avoid component operation above +200°C.